

Features

- 100° opening angle
- All metal hinge, nickel plated
- 3-dimensional adjustment
- Slide on hinge arm

Cover caps
Mounting plates

page 58

pages 56-57

Minimum Reveal

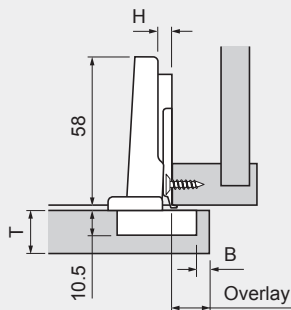
Minimum reveal table							
0.5	0.9	1.1	1.4	2.3	3.6	5.2	3
0.5	0.8	1.0	1.3	2.0	3.3	4.8	4
0.4	0.8	1.0	1.2	1.8	3.0	4.4	5
0.4	0.8	0.9	1.1	1.7	2.8	4.1	6
16	18	19	20	22	24	26	B
T Door thickness							Bore

Cross reference the door thickness and bore distance to assure that doors won't bind when opened.

See back cover fold out for more specifications →

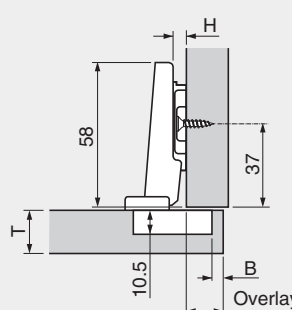
Frame cabinet applications

Overlay door



Panel cabinet applications

Overlay door



Straight arm hinges

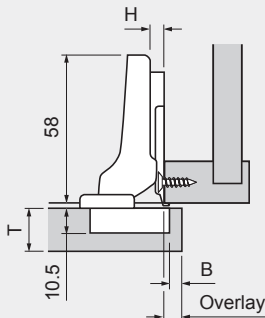
	Self close	Free swing
Screw on	91M2550	90M2550
Press-in	91M2580	90M2580

Overlay table						
0	14	15	16	17	9	20
3	11	12	13	14	12	23
6	8	9	10	11	15	26
9	5	6	7	8	18	29
H	3	4	5	6	P	S
Plate	B Bore distance				Clearances	

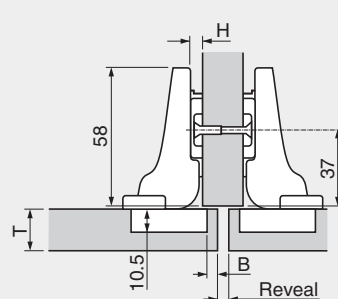
11 fixed distance

NOTE: 9 plate only available for panel cabinets

Partial overlay door



Twin overlay doors



Half-cranked hinges (9.5mm)

	Self close	Free swing
Screw on	91M2650	90M2650
Press-in	91M2680	90M2680

Overlay table						Partial overlay
0	4.5	5.5	6.5	7.5	18.5	30
H	3	4	5	6	P	S
Plate	B Bore distance				Clearances	

1.5 fixed distance

Reveal table					Twin overlay	
0	7	5	3	1	16	30
	10	8	6	4	19	18.5
H	3	4	5	6	W	P S
Plate	B Bore distance				Panel	Clearances

Full-cranked hinges (18mm)

	Self close	Free swing
Screw on	91M2750	90M2750
Press-in	91M2780	90M2780

Reveal table						
0	4	3	2	1	27	38
H	3	4	5	6	P	S
Plate	B Bore distance				Clearances	

- 7 fixed distance