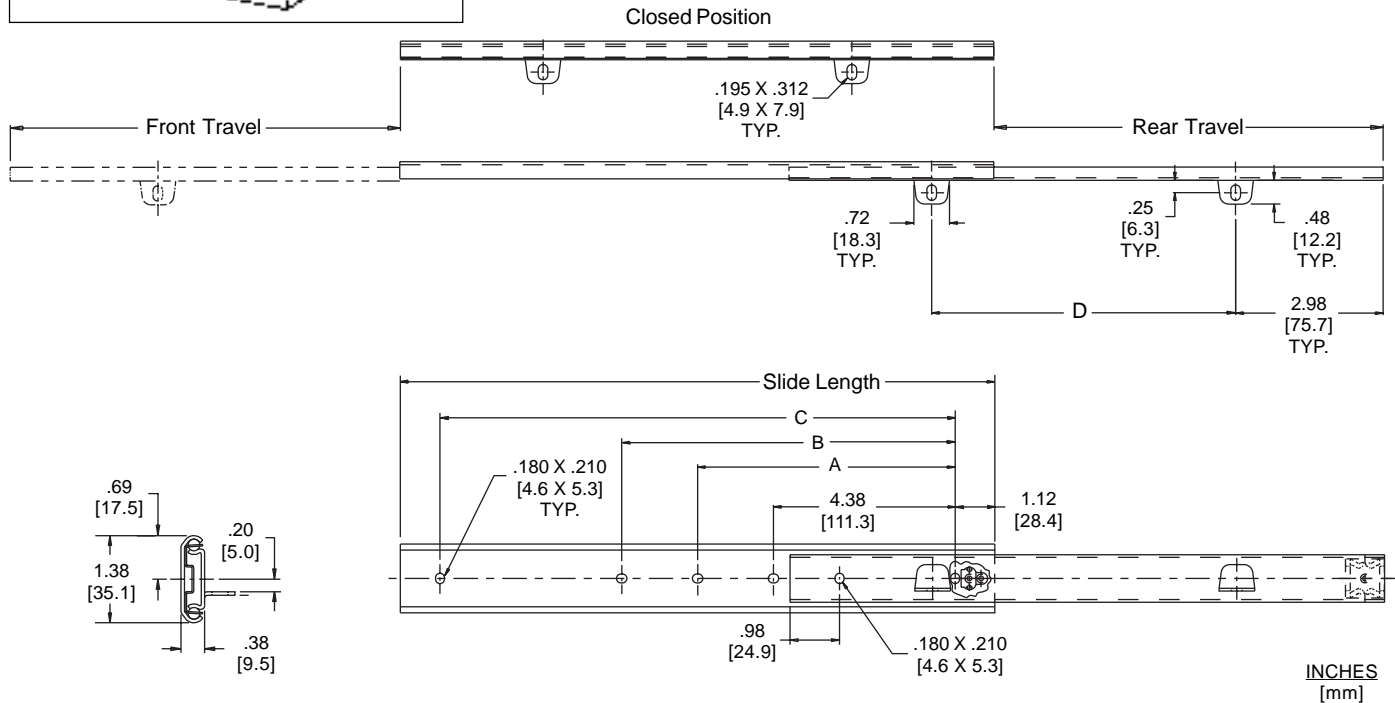
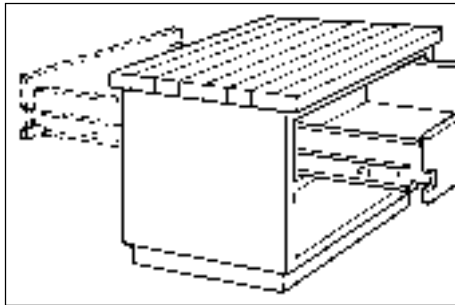


**APPLICATIONS:** Kitchen islands, pass-through shelves, and medical carts. Use Model 2002 wherever access is needed from both sides of the unit. **This product is covered by U.S. and various foreign patents issued and/or pending.**

Two-Way Travel Light Duty Slide  
Up to 50 lb. [23 kg.] Capacity\*\*



- Finish** Bright electro-zinc (C) or black zinc\* (CB) plating available
- Length** 12" - 28" [305mm - 711mm]
- Height** 1.38" (1-3/8") [35.1mm]
- Travel** Two-way travel  
3/4 of slide length
- Load** 50 lbs.\*\* [23 kg.] per pair
- Mounting** Mounting tabs
- Also** Internal detent secures in center/closed position

Part Number	Slide Length	Front and Rear Travel	A	B	C	D
2002-12	12.00 [305]	8.72 [221.5]		5.38 [136.7]	9.75 [247.7]	6.04 [153.4]
2002-14	14.00 [356]	10.72 [272.3]		7.38 [187.5]	11.75 [298.5]	8.04 [204.2]
2002-16	16.00 [406]	11.72 [297.7]		9.38 [238.3]	13.75 [349.3]	10.04 [255.0]
2002-18	18.00 [457]	12.72 [323.1]	7.88 [200.2]	11.38 [289.1]	15.75 [400.1]	12.04 [305.8]
2002-20	20.00 [508]	14.72 [373.9]	8.88 [225.6]	13.38 [339.9]	17.75 [450.9]	14.04 [356.6]
2002-22	22.00 [558]	15.72 [399.3]	9.88 [251.0]	15.38 [390.7]	19.75 [501.7]	16.04 [407.4]
2002-24	24.00 [610]	16.72 [424.7]	10.88 [276.4]	17.38 [441.5]	21.75 [552.5]	18.04 [458.2]
2002-26	26.00 [660]	18.72 [475.5]	11.88 [301.8]	19.38 [492.3]	23.75 [603.3]	20.04 [509.0]
2002-28	28.00 [711]	19.72 [500.9]	12.88 [327.2]	21.38 [543.1]	25.75 [654.1]	22.04 [559.8]

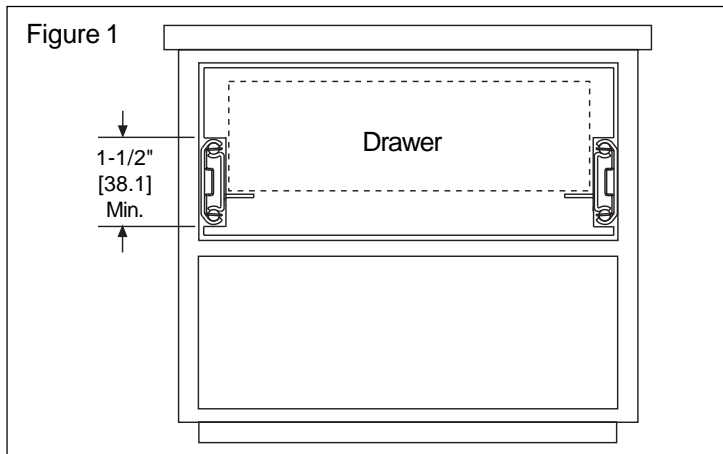
\* Minimum order quantities may apply. \*\* Load rating is based on an 18" slide in a 12" wide drawer cycled 50,000 times.

## Mounting Instructions

**Note:** If cabinet is pre-drilled, the centerline for the cabinet member holes should be a minimum of 11/16" [17.5mm] from the bottom of the cabinet opening.

1. Install the slide outer member (larger member) to the cabinet using #8 pan head screws. Make sure slides are parallel.
2. Mount shelf/drawer on the inner member tabs using #8 wood screws. Do not tighten screws at this time. Cycle drawer at least twice in both directions to allow drawer to self adjust. Tighten all screws. There should be no sign of stiffness or binding.

**Note:** If drawer fronts are required, they must be notched to clear the stationary member of the slide. See Figure 1.



## Slide Ordering Instructions

Complete your order for Accuride Model 2002 Two-Way Travel drawer slide by specifying the following:

Total Required Slides \_\_\_\_\_ 20 Pair C 2002 -12 D  
Slide Finish \_\_\_\_\_  
Slide Model \_\_\_\_\_  
Slide Length \_\_\_\_\_  
Polybag Packaging - Includes Screws \_\_\_\_\_

## Packaging

**Distributor (D) Pack:** All lengths packaged 10 pair per box. Polybag includes one pair of slides packaged with screws.

**Production (P) Pack:** All lengths packaged 10 pair per box. Slides and screws ordered separately but packed together.

## Specifications

Slide members and ball retainers: Cold rolled steel  
Ball bearings: Carburized steel

**Note:** Specifications, materials, prices, terms, and delivery are subject to change without notice.

# Accuride

ACCURIDE INTERNATIONAL INC.

12311 Shoemaker Avenue  
Santa Fe Springs, CA 90670  
TEL (562) 903-0200  
FAX (562) 903-0208  
www accuride.com

Manufacturing, Engineering, and Sales  
United States • Germany • Japan • Mexico • United Kingdom